

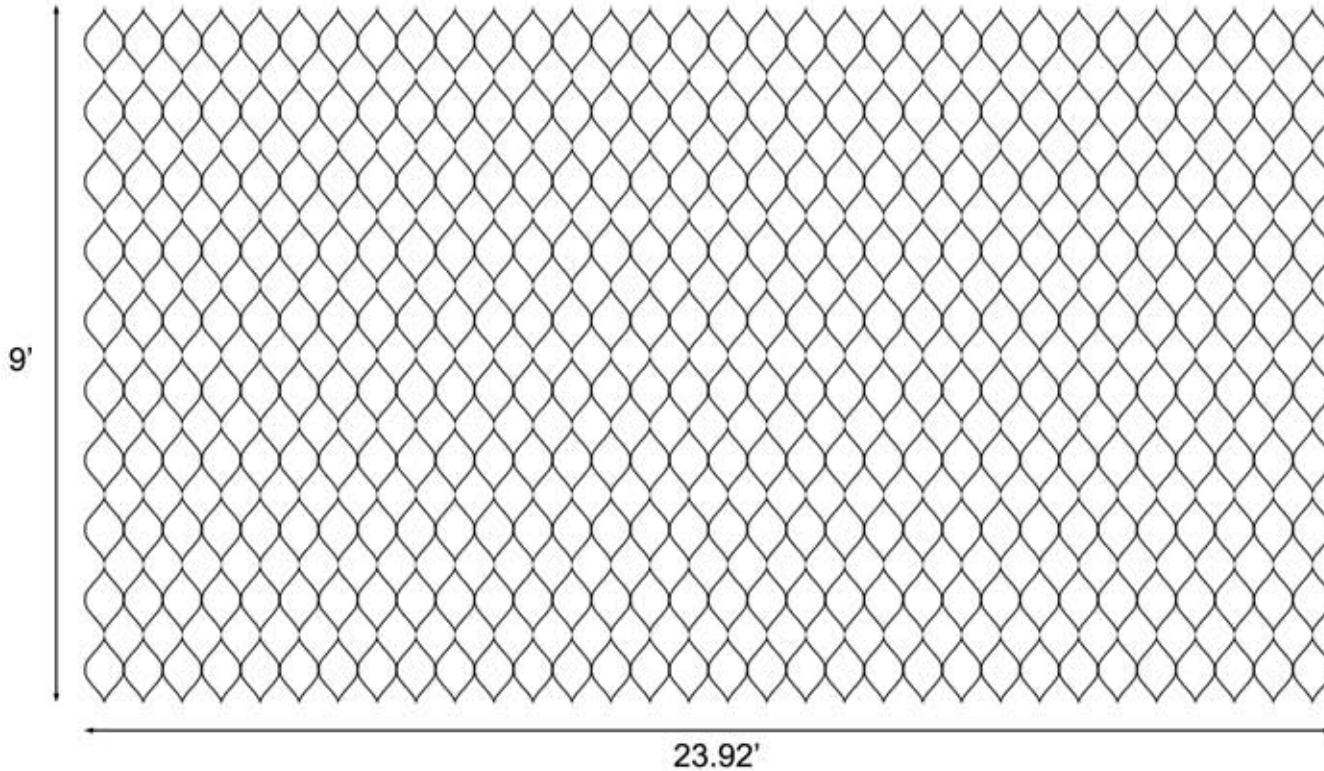
LSG Series (Load Support Grid) Detail

Expanded Grid Options (each total 215 sf):

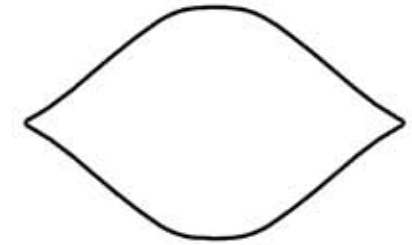
23.92' (24') L x 9' W x **3"** Deep

23.92' (24') L x 9' W x **4"** Deep

23.92' (24') L x 9' W x **6"** Deep



Fully Expanded Single Cell

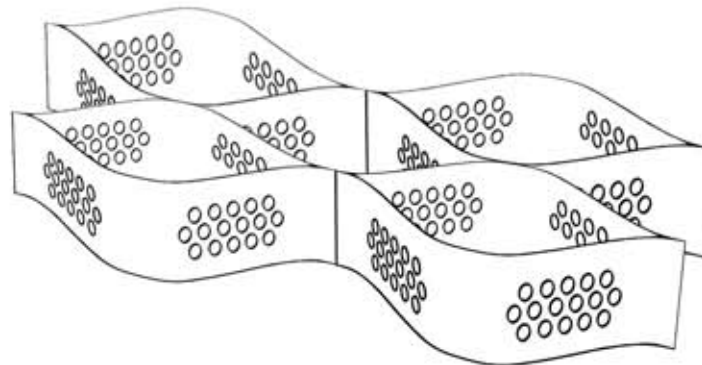


8.8" x 10.2"

NOTES:

True length 23.92'.

Rounded to 24' for ease.



CELL-TEK
Geosynthetics

809 Barkwood Ct., Suite M
Linthicum Heights, MD 21090

Phone: 410.721.4844

Fax: 410.721.3844

Email: info@celltekdirect.com

www.celltekdirect.com