

LSG SERIES

LOAD SUPPORT GRID



Before:



LSG LOAD SUPPORT GRIDS create durable driving surfaces.

Ideal for:

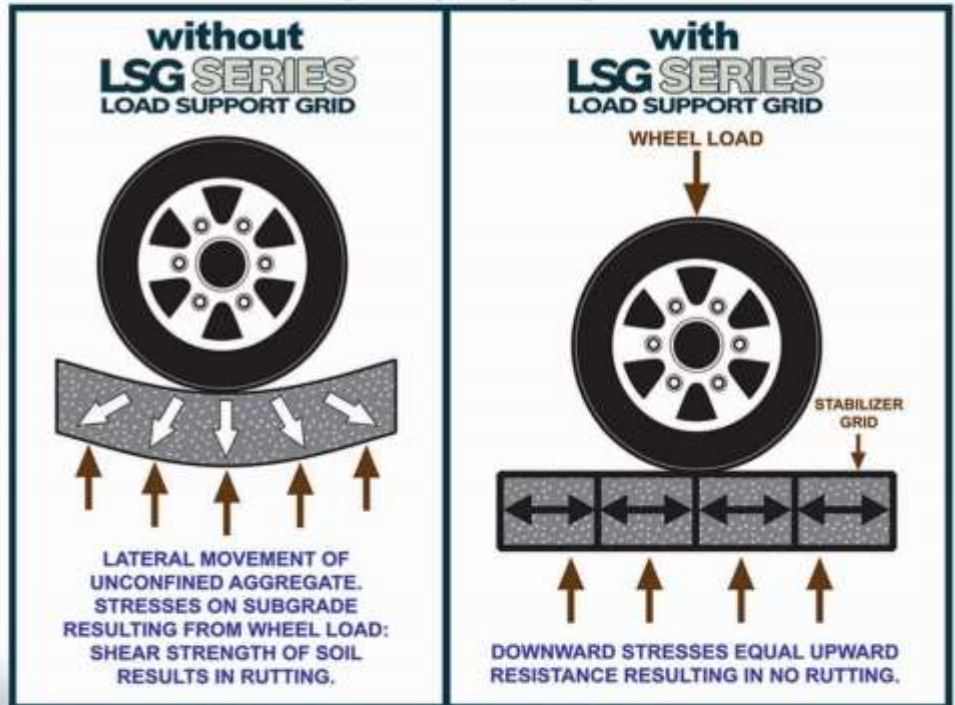
- UTILITY ACCESS ROADS
- CONSTRUCTION JOBSITES
- BEACH ACCESS
- FARMS



After:



How it works:



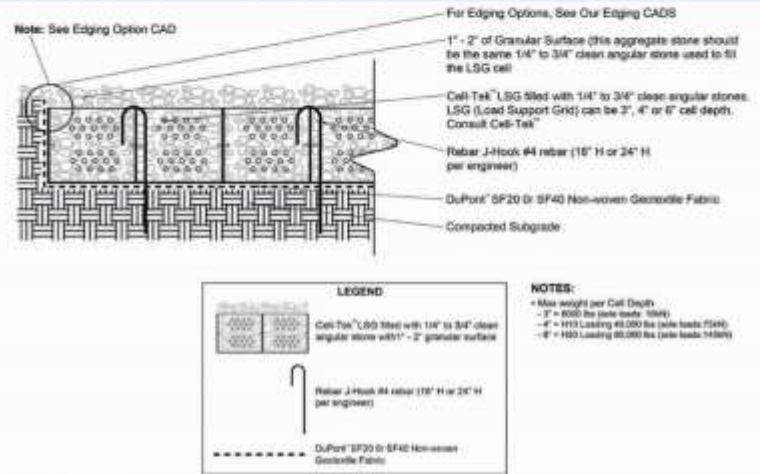

- Fast and easy to install
- Low cost

CELL-TEK
Geosynthetics

www.celltekdirect.com

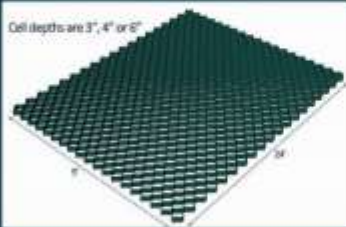
LSG SERIES LOAD SUPPORT GRID

THE ACCESS ROAD SOLUTION



HOW TO INSTALL

LSG Load Support Grid Dimensions:
9' x 24' (covers 215 sft)



Step 1: Prepare subgrade



Step 2: Install geotextile fabric



Step 3: Expand LSG Grid



Step 4: Staple grids together



Step 5: Install rebar j-hooks



Step 6: Infill cells with stone



Step 7: Compact stone



Step 8: Overfill 1.5" - 2" with stone

